



HICKORY WHITE Custom Elements

It's easy to create your own Hickory White custom upholstery.

Select from 2 cushion depths, 8 arm/cushion styles, 4 back styles, welted or weltless, 20 configurations and 5 bases. Just follow this illustration and fill in the appropriate box with the chosen style.

FEATURES

1

SELECT YOUR CUSHION & DEPTH



Choose from Super UD or Custom Spring Down, Classic or Luxury Depth (All optional cushions are available).



-0 SUPER-UD / CLASSIC DEPTH = 38"
-2 SUPER-UD / LUXURY DEPTH = 41"

Seat cushions with high crown urethane core and polyester fibers encased in ticking. Shertrel back pillows are a combination of premium polyester fibers selected for utmost comfort.



-1 CUSTOM SPRING DOWN / CLASSIC DEPTH = 38"
-3 CUSTOM SPRING DOWN / LUXURY DEPTH = 41"

Seat cushions with special core of individually pocketed steel spring coils surrounded by polyurethane foam with 50% 25/75 down/feathers and 50% polyester fiber encased in a downproof ticking. Back pillows of channeled muslin ticking filled with 50% 25/75 down and feathers and 50% polyester fiber.

2

SELECT YOUR ARM & CUSHION STYLE



-20 WILTON
Panel Arm
to the Front



-21 WILTON COURT
Panel Arm
T-Cushion



-24 OXFORD
Sock Arm
to the Front



-25 OXFORD COURT
Sock Arm
T-Cushion



-27 ESSEX
English Arm
T-Cushion



-28 KENT
Modified Track Arm
to the Front



-30 MADISON
Slope Arm
to the Front



-31 NEWPORT
Track Arm
to the Front

3

SELECT YOUR BACK STYLE



-L Loose Boxed Back



-K Loose Knife Edge Back



-B Semi-Attached Boxed Back



-S Semi-Attached Knife Edge Back

4

SELECT WELTED OR WELTLESS



-W Welted



-X Weltless

5

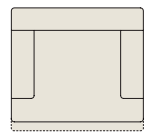
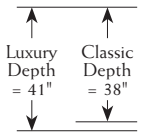
SELECT YOUR CONFIGURATION



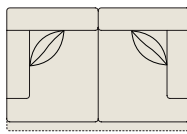
Classic Depth Dimensions: Overall Depth: 38 in. Overall Height: 36 in. Inside Depth: 21 in. Arm Height: 25 in. Seat Height: 19 in.

Luxury Depth Dimensions: Overall Depth: 41 in. Overall Height: 38 in. Inside Depth: 24 in. Arm Height: 25 in. Seat Height: 19 in.

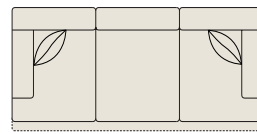
Width will vary on some items depending on arm choice. Shown in 1/4" scale.



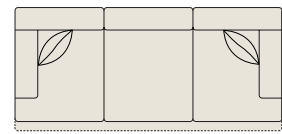
-01 Chair
34-44"W



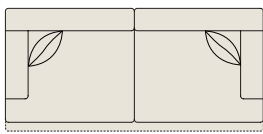
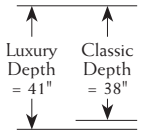
-03 Loveseat
61"W



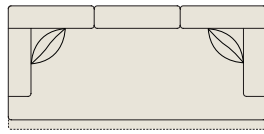
-05 Sofa
86"W



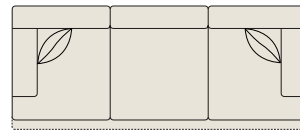
-06 Sleeper Sofa
81-89"W



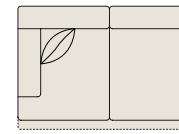
-09 Two Cushion Sofa
86"W



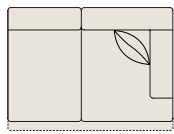
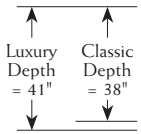
-10 Bench Seat Sofa
86"W



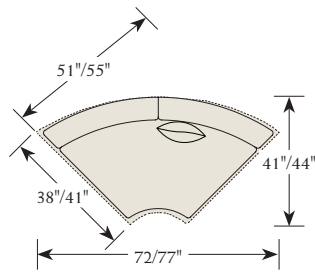
-11 Grand Sofa
100"W



-13 LAF Loveseat
55-56"W



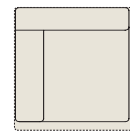
-14 RAF Loveseat
55-56"W



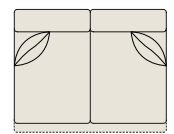
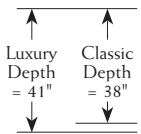
-15 Curved Corner
72/77"W 41/44"D



-16 Armless Chair
25"W



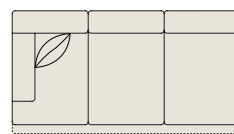
-17 Corner Chair
38"W (Classic)
41"W (Luxury)



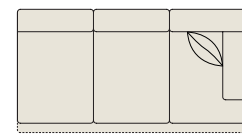
-18 Armless Loveseat
50"W



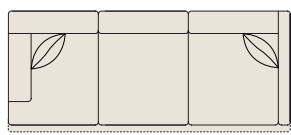
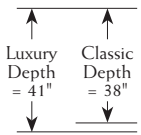
-20 Ottoman
30"W 24"D 18"H



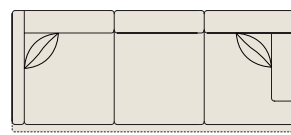
-31 LAF Sofa
76-82"W



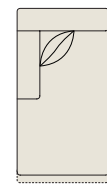
-32 RAF Sofa
76-82"W



-33 LAF Arm/Corner
88-94"W



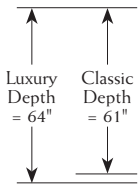
-34 RAF Arm/Corner
88-94"W



-25 LAF Chaise
32"W 61-64"D



-26 RAF Chaise
32"W 61-64"D



6

SELECT YOUR BASE



Choose any Hickory White Custom finish for -M, -T or -W base. Sleeper Sofas not available with -M or -T leg.



-D Dressmaker Skirt



-M Metropolitan Leg 5"H



-S Kick Pleat Skirt 9 1/4"H



-T Turned Leg 5"H



-W Wedge Leg 2"H